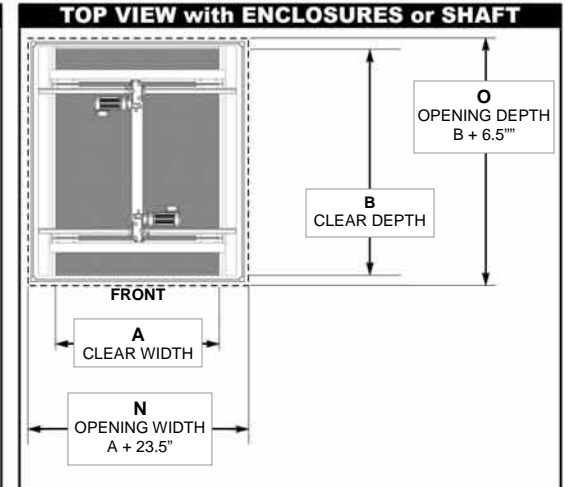
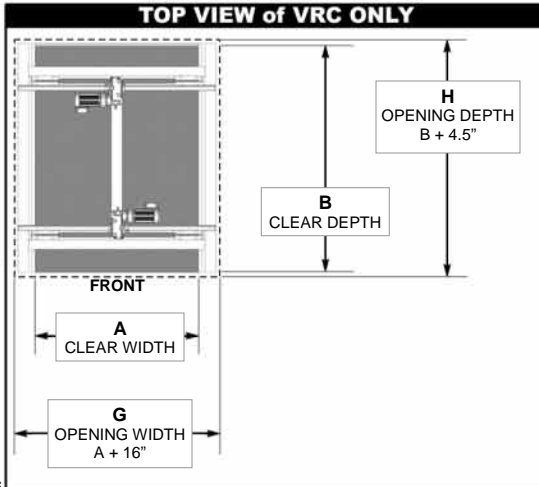
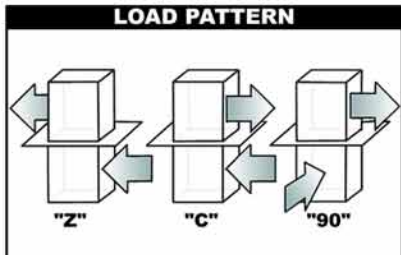
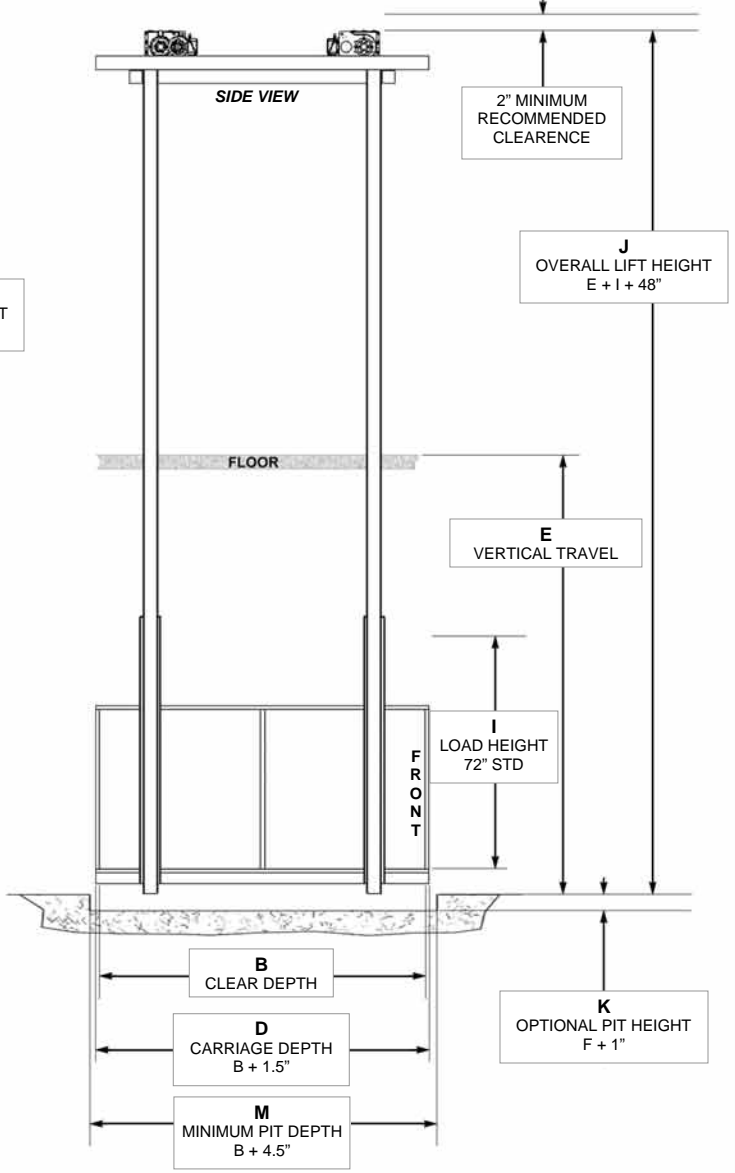
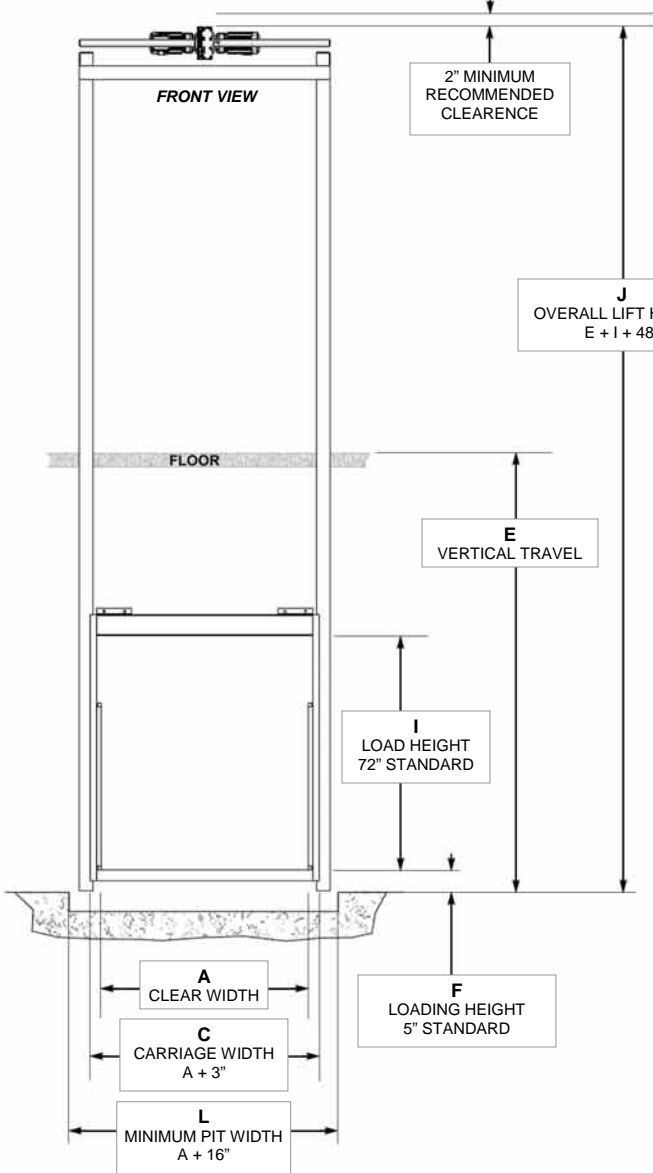


CIP 4-POST VRC - MECHANICAL VERTICAL LIFT



- A: Clear Carriage Width = _____"
- B: Clear Carriage Depth = _____"
- C: Overall Carriage Width (A + 3") = _____"
- D: Overall Carriage Depth (B + 1.5") = _____"
- E: Vertical Travel = _____"
- F: Loading Height (5" Std) = _____"
- G: Upper Level Opening Width (A + 16") = _____"
- H: Upper Level Opening Depth (B + 4.5") = _____"

- I: Load Height (72" Std) = _____"
- J: Overall Lift Height (E + I + 48" min.) = _____"
- K: Optional Pit Height (F + 1") = _____"
- L: Pit Width Minimum (A + 18") = _____"
- M: Pit Depth Minimum (B + 4.5") = _____"
- N: Opening Width for Enclosures/Shaft (A + 24") = _____"
- O: Opening Depth for Enclosures/Shaft (B + 6.5") = _____"



NOTE
The dimensions shown are standard and for general representation. For specific drawings, request quote and customer drawings. DO NOT make any building modifications based on these dimensions. All load patterns are reversible.